



## Shiawassee County, Michigan

### Population and Housing Narrative Profile: 2006-2008

Data Set: **2006-2008 American Community Survey 3-Year Estimates**

Survey: **American Community Survey**

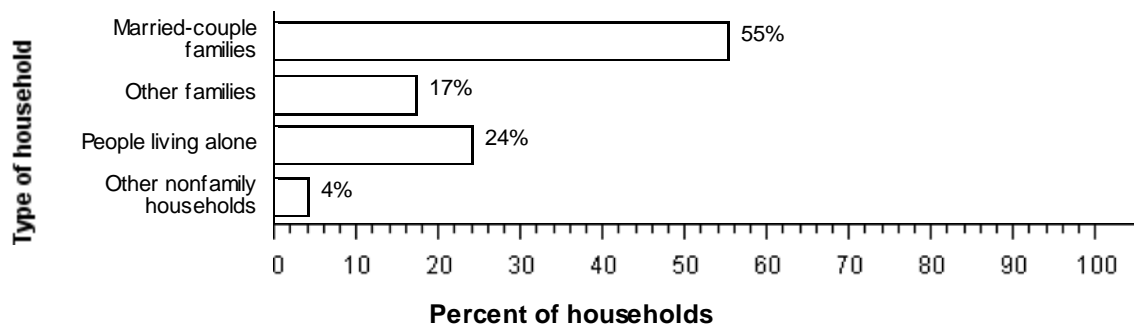
NOTE: Although the American Community Survey (ACS) produces population, demographic and housing unit estimates, it is the Census Bureau's Population Estimates Program that produces and disseminates the official estimates of the population for the nation, states, counties, cities and towns and estimates of housing units for states and counties.

For more information on confidentiality protection, sampling error, nonsampling error, and definitions, see [Survey Methodology](#).

**HOUSEHOLDS AND FAMILIES:** In 2006-2008 there were 28,000 households in Shiawassee County. The average household size was 2.5 people.

Families made up 72 percent of the households in Shiawassee County. This figure includes both married-couple families (55 percent) and other families (17 percent). Nonfamily households made up 28 percent of all households in Shiawassee County. Most of the nonfamily households were people living alone, but some were composed of people living in households in which no one was related to the householder.

**The Types of Households in Shiawassee County, Michigan in 2006-2008**




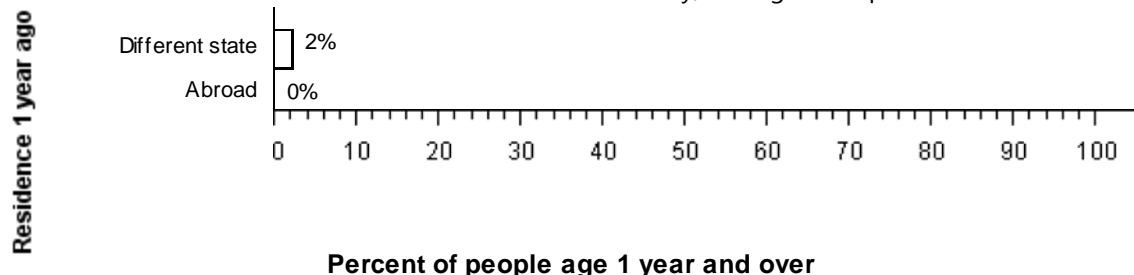
Source: American Community Survey, 2006-2008

**NATIVITY AND LANGUAGE:** Data for this section cannot be displayed because the number of sample cases is too small. Displaying the data would risk disclosing information for individuals.

**GEOGRAPHIC MOBILITY:** In 2006-2008, 85 percent of the people at least one year old living in Shiawassee County were living in the same residence one year earlier; 9 percent had moved during the past year from another residence in the same county, 4 percent from another county in the same state, 2 percent from another state, and less than 0.5 percent from abroad.

**Geographic Mobility of Residents of Shiawassee County, Michigan in 2006-2008**



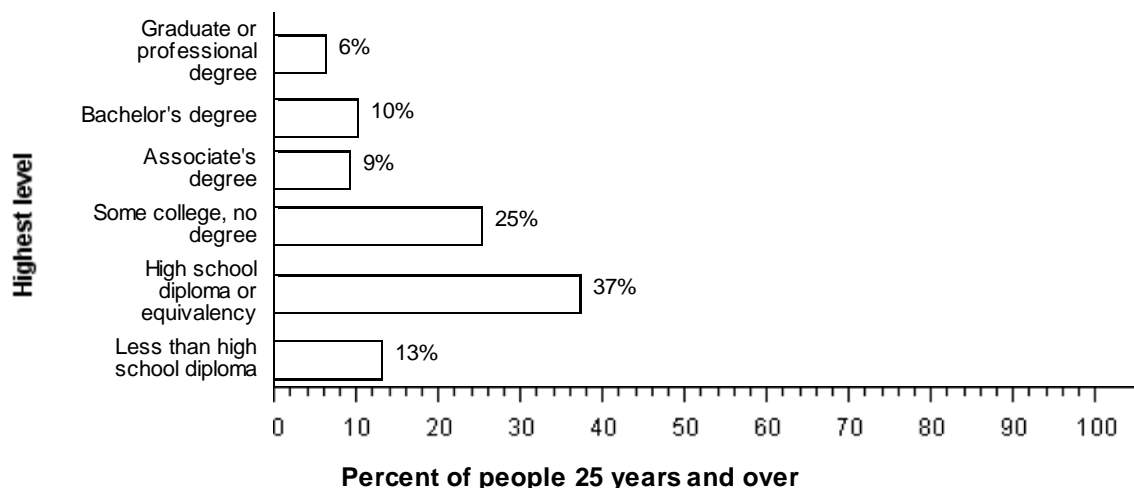


Source: American Community Survey, 2006-2008

**EDUCATION:** In 2006-2008, 87 percent of people 25 years and over had at least graduated from high school and 16 percent had a bachelor's degree or higher. Thirteen percent were dropouts; they were not enrolled in school and had not graduated from high school.

The total school enrollment in Shiawassee County was 18,000 in 2006-2008. Nursery school and kindergarten enrollment was 1,700 and elementary or high school enrollment was 12,000 children. College or graduate school enrollment was 3,800.

#### The Educational Attainment of People in Shiawassee County, Michigan in 2006-2008

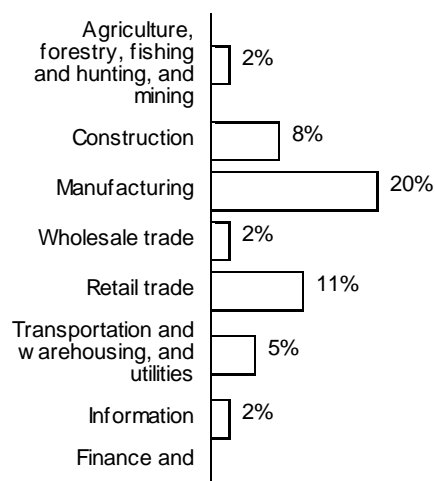


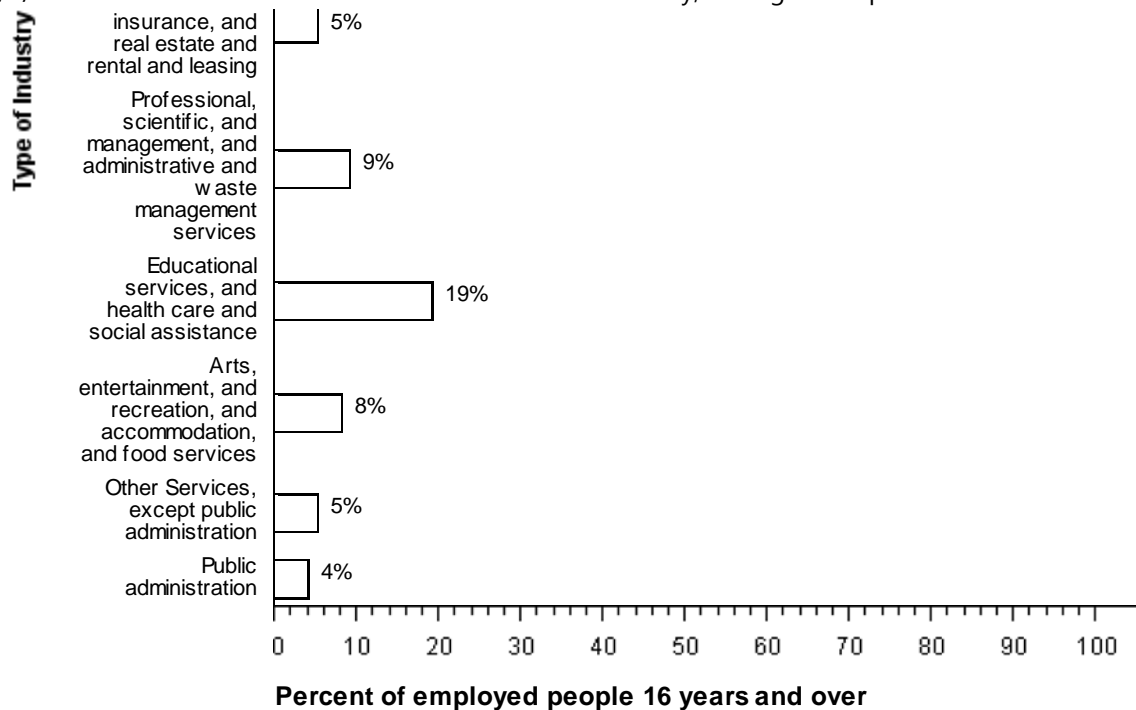
Source: American Community Survey, 2006-2008

**DISABILITY:** Data for this section cannot be displayed because the number of sample cases is too small. Displaying the data would risk disclosing information for individuals.

**INDUSTRIES:** In 2006-2008, for the employed population 16 years and older, the leading industries in Shiawassee County were Manufacturing, 20 percent, and Educational services, and health care, and social assistance, 19 percent.

#### Employment by Industry in Shiawassee County, Michigan in 2006-2008





Source: American Community Survey, 2006-2008

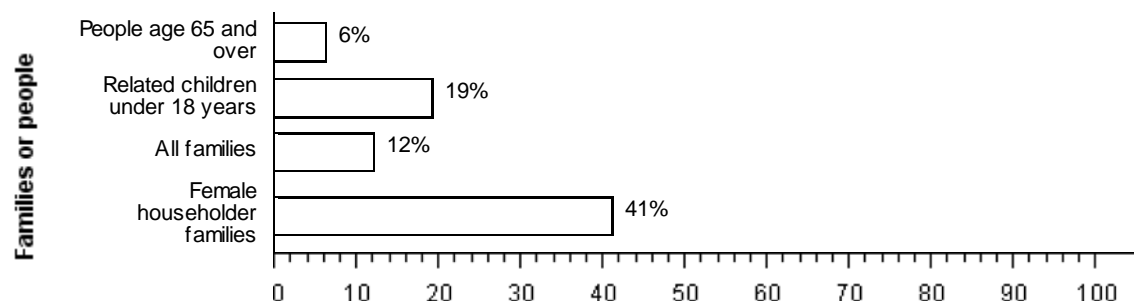
**OCCUPATIONS AND TYPE OF EMPLOYER:** Among the most common occupations were: Management, professional, and related occupations, 28 percent; Sales and office occupations, 22 percent; Production, transportation, and material moving occupations, 21 percent; Service occupations, 17 percent; and Construction, extraction, maintenance and repair occupations, 12 percent. Eighty percent of the people employed were Private wage and salary workers; 12 percent was Federal, state, or local government workers; and 8 percent was Self-employed in own not incorporated business workers.

**TRAVEL TO WORK:** Eighty-three percent of Shiawassee County workers drove to work alone in 2006-2008, 9 percent carpoolled, less than 0.5 percent took public transportation, and 4 percent used other means. The remaining 4 percent worked at home. Among those who commuted to work, it took them on average 28.5 minutes to get to work.

**INCOME:** The median income of households in Shiawassee County was \$45,261. Seventy-six percent of the households received earnings and 24 percent received retirement income other than Social Security. Thirty-one percent of the households received Social Security. The average income from Social Security was \$16,105. These income sources are not mutually exclusive; that is, some households received income from more than one source.

**POVERTY AND PARTICIPATION IN GOVERNMENT PROGRAMS:** In 2006-2008, 14 percent of people were in poverty. Nineteen percent of related children under 18 were below the poverty level, compared with 6 percent of people 65 years old and over. Twelve percent of all families and 41 percent of families with a female householder and no husband present had incomes below the poverty level.

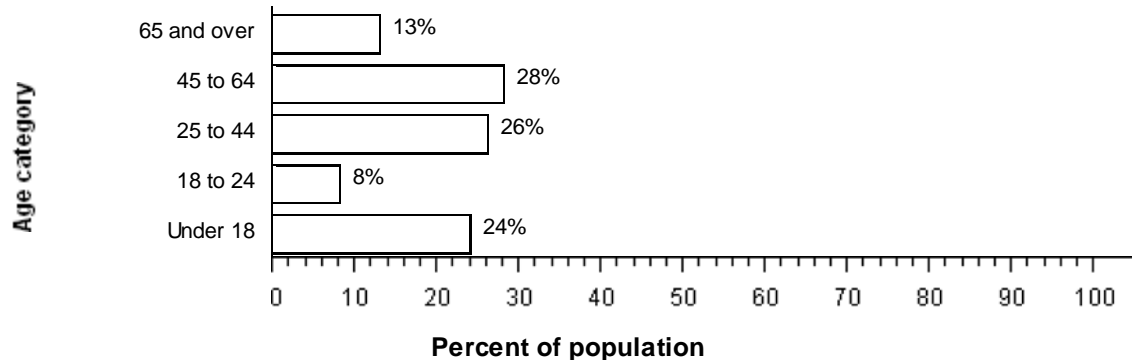
**Poverty Rates in Shiawassee County, Michigan in 2006-2008**



**Percent below poverty level**

Source: American Community Survey, 2006-2008

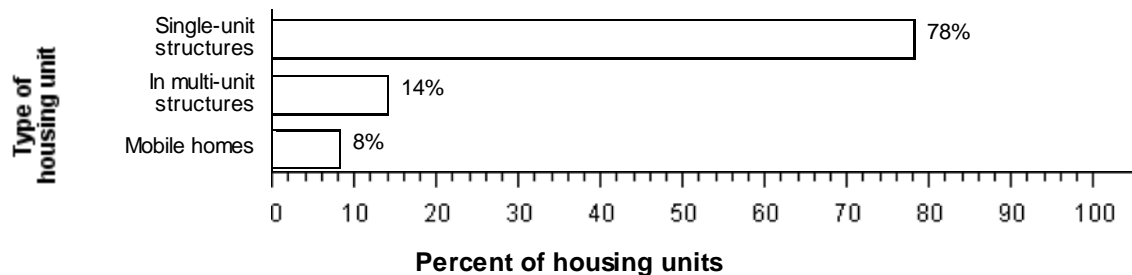
**POPULATION OF Shiawassee County:** In 2006-2008, Shiawassee County had a total population of 72,000 - 36,000 (51 percent) females and 35,000 (49 percent) males. The median age was 38.9 years. Twenty-four percent of the population was under 18 years and 13 percent was 65 years and older.

**The Age Distribution of People in Shiawassee County, Michigan in 2006-2008**

Source: American Community Survey, 2006-2008

For people reporting one race alone, 97 percent was White; 1 percent was Black or African American; 1 percent was American Indian and Alaska Native; less than 0.5 percent was Asian; less than 0.5 percent was Native Hawaiian and Other Pacific Islander, and less than 0.5 percent was Some other race. One percent reported Two or more races. Two percent of the people in Shiawassee County was Hispanic. Ninety-six percent of the people in Shiawassee County was White non-Hispanic. People of Hispanic origin may be of any race.

**HOUSING CHARACTERISTICS:** In 2006-2008, Shiawassee County had a total of 30,000 housing units, 8 percent of which were vacant. Of the total housing units, 78 percent was in single-unit structures, 14 percent was in multi-unit structures, and 8 percent was mobile homes. Twenty percent of the housing units were built since 1990.

**The Types of Housing Units in Shiawassee County, Michigan in 2006-2008**

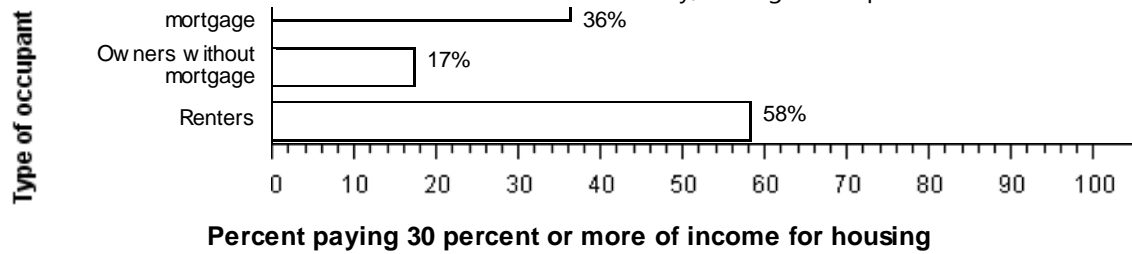
Source: American Community Survey, 2006-2008

**OCCUPIED HOUSING UNIT CHARACTERISTICS:** In 2006-2008, Shiawassee County had 28,000 occupied housing units - 22,000 (79 percent) owner occupied and 6,000 (21 percent) renter occupied. Eight percent of the households did not have telephone service and 5 percent of the households did not have access to a car, truck, or van for private use. Multi Vehicle households were not rare. Forty percent had two vehicles and another 26 percent had three or more.

**HOUSING COSTS:** The median monthly housing costs for mortgaged owners was \$1,243, nonmortgaged owners \$390, and renters \$610. Thirty-six percent of owners with mortgages, 17 percent of owners without mortgages, and 58 percent of renters in Shiawassee County spent 30 percent or more of household income on housing.

**Occupants with a Housing Cost Burden in Shiawassee County, Michigan in 2006-2008**

Owners with



Source: American Community Survey, 2006-2008

Source: U.S. Census Bureau, 2006-2008 American Community Survey

The U.S. Census Bureau's Population Estimates Program produces the [official population estimates for the nation, states, counties and places](#), and the [official estimates of housing units for states and counties](#). The population and housing characteristics included above are derived from the American Community Survey.

Notes:

- Detail may not add to totals due to rounding.
- Percentages are based on unrounded numbers.